



VIMCO ATLANTIC VALUE FUNDS

Investor Presentation

Q4-2020

Vimco Atlantic Value Funds: A Joint Venture Between Vimco Lux and Atlantic Investment



- **VIMCO: Value Investment Management Company;**
- Architects of wealth management: selecting the best capital allocators;
- Inception in The Netherlands in 2002, transition to Luxembourg in 2016;
- Broad customer base of institutional, corporate and private investors;
- Primary target is managing risks and preserving wealth and purchasing power;
- Active value investing with a bottom-up approach;
- Portfolio composition of value funds, family investment holding companies and specialty lines;
- The strategy is to benefit from a long term horizon and the power of compounding.



- 30+ years in business; New York based 16 member team; average tenure 13 years for investment team.
- Fundamental, value-oriented equity investment firm
- Investment methodology differentiated by:
 - Well-defined universe of quality mid-cap industrial / consumer companies
 - Concentration of capital and research on highest conviction investments
 - Private equity-like due diligence; global research footprint
 - Constructive shareholder activist: pushing an agenda while maintaining liquidity
 - Strict adherence to buy/sell cash flow focused valuation discipline

Note: Figures as of December 31, 2020.

Fund Overview

VIMCO Atlantic Value Fund (VAVF) is Based on Atlantic's Global Fund

Key Metrics

	Strategy	VAVF
AUM (mln)	\$1,804	\$25
Exposure	80% to 100%	98%
# Longs	15 - 20	19
Inception	January 1, 2012	April 5, 2019
Region	U.S. 35% - 50% Europe 25% - 40% Asia 15% - 30%	U.S. 50% Europe 28% Asia 20%

VAVF Performance

	Q-1	Q-2	Q-3	Q-4	Year
2020	-42.4%	22.0%	13.7%	23.6%	-1.3%
2019		-3.3%	-11.6%	15.6%	-1.2%

Atlantic's Global Fund Performance

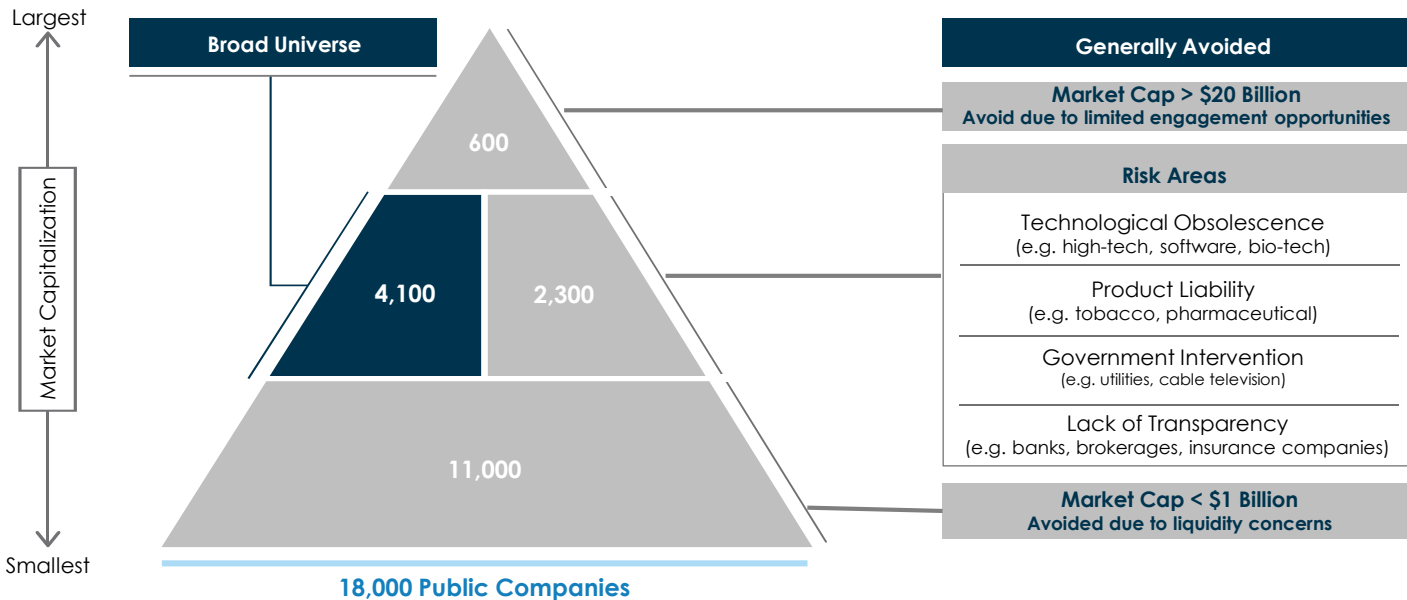
	Q-1	Q-2	Q-3	Q-4	Year
2020	-42.3%	22.4%	14.1%	23.9%	-0.1%
2019	10.5%	1.4%	-12.3%	16.2%	14.2%
2018	0.2%	-7.4%	-2.8%	-21.6%	-29.4%
2017	10.9%	1.5%	3.8%	0.9%	18.0%
2016	-2.6%	-5.7%	13.6%	7.8%	12.5%
2015	4.7%	3.1%	-13.5%	4.5%	-2.5%
2014	2.5%	4.7%	-6.4%	-1.9%	-1.4%
2013	6.3%	3.9%	8.3%	9.6%	31.1%
2012	13.7%	-8.6%	3.8%	8.9%	17.4%

Note: Figures as of December 31, 2020.

Atlantic's Global Fund performance is for Class E Series 1 shares while the VAVF performance is for Class D shares, net of all fees and expenses, including 1.0% management fee and 15% incentive allocation annually, which represent the returns of a new investor coming in at the inception date of January 1, 2012 and April 5, 2019, respectively. Returns for other classes may vary. Returns reflect the reinvestment of dividends and other income. Atlantic's Global Fund returns are based on audited results through 2019 and unaudited thereafter. VAVF returns are currently unaudited. Strategy AUM includes both discretionary and non-discretionary assets. Exposure totals may not add due to rounding. **Past performance may not be indicative of future results.**

Investment Process I: Global Investment Universe

Focus on Mid-sized Industrial/Consumer Products/Services Firms



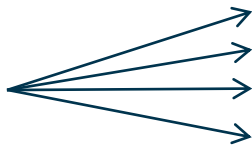
Note: The above figures are approximate and may vary over time. Minimum market cap range starts at \$100 million. Approximate figures include only public companies located in North America, Europe and Asia. Universe is a high-level overview and reflects a filtered investment universe. Actual opportunities considered may be within or outside of the target markets and may be selected on a subjective-basis. Source: Bloomberg.

Investment Process II: Key Attributes Of Target Universe

Narrowing The 4,100 Stock Broad Universe To Our 1,400 Stock Target Universe

- **Solid Balance Sheet:** Interest expense less than 25% of gross EBITDA
- **Always Profitable:** EBIT positive through economic cycles
- **Predictable Cash Flows:** Consumable and maintenance/repair/overhaul revenues, diverse customer base, wide range of products/services and geographic diversification
- **Sustainable Competitive Advantage:** High barriers to entry, hard-to-replace assets, leading market positions and strong brands

Target Universe: 1,400 firms

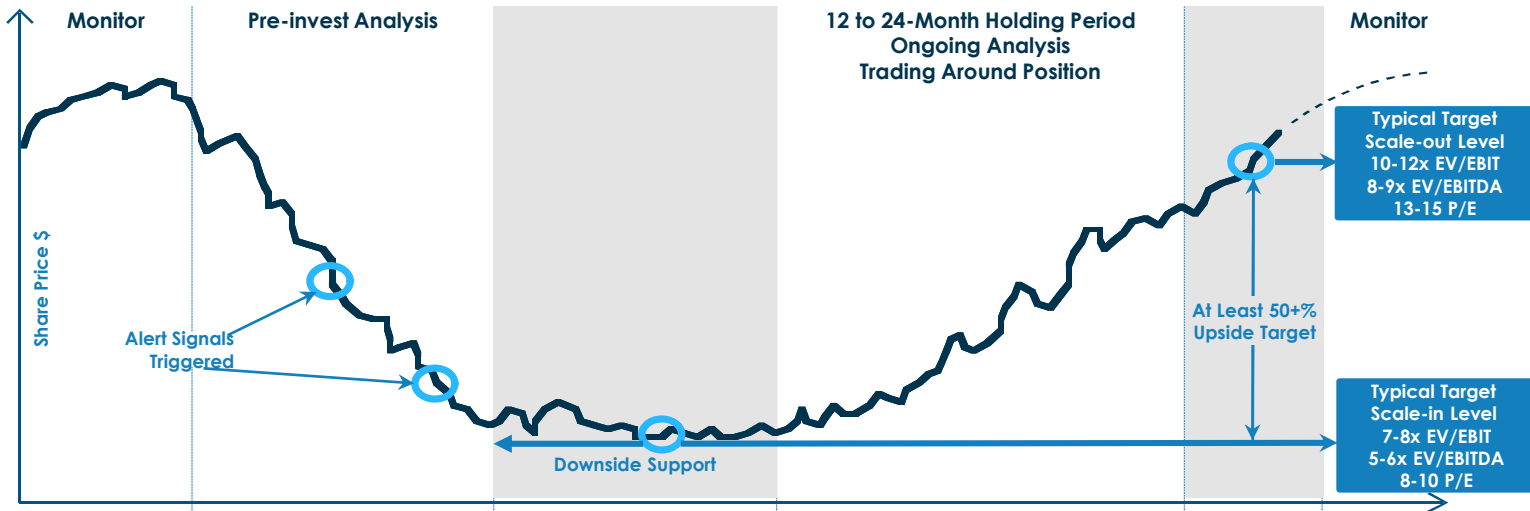


500	North America
300	Europe
250	Japan
350	Asia ex-Japan

Note: Reflects a high-level overview of the process for defining Atlantic's target investment universes and attributes. Reflects attributes we seek to isolate in constructing a portfolio; no assurance is given that our process will be successful or that we will be able to effectively identify and isolate desirable targets. Analysis may be subjective and not all investments considered or made will reflect all of the characteristics or attributes described above. Targets are not an indicator of future performance. Source: Bloomberg.

Investment Process III: Strict Value Oriented Buy/Sell Discipline

Focus on Cash Flow and EPS Metrics



Note: Valuations at any given point are based on forward estimates. This hypothetical example is provided for illustration purposes only and is not a proxy for any actual past or present positions and should not be interpreted as an indication of future probability. Actual experience may be different.

Investment Process IV: Constructive Shareholder Activism

Pushing an Agenda – Maintaining Liquidity

Objectives

- **Enhance and accelerate** the process of shareholder value creation
- **Maintain liquidity** to enable trading and to scale out
- **Maintain constructive, respectful** dialogue with management

Process

- **Build strong rapport** with CEO/CFO through multiple on-site and face-to-face meetings
- **Craft and discuss win-win proposals** for management and shareholders:
 - **Corporate development:** Unlock sum-of-the-parts values, portfolio composition
 - **Operational restructurings:** Drive for higher profit, better working capital and management changes
 - **Use of free cash flow:** M&A, share buybacks, dividends, debt reduction
 - **Investor relations:** Messaging, access, craft three-year earnings road map
 - **Corporate governance:** Board composition, executive compensation
- **Submit written proposals** to CEO and, as needed, to the Board of Directors
- **Broaden discussion** of the investment thesis and our proposals to include current and prospective shareholders and the financial media, where appropriate

Note: High-level overview of a complex process. Not all steps or elements are mandatory.



Atlantic: A Catalyst for Enhancing Shareholder Value in the US, Europe, and Japan



Note: The information provided above about specific past investments made by Atlantic is included for illustrative purposes only, in order to assist prospective investors in understanding the investment strategies and processes used by Atlantic, and is not intended to be indicative of actual future investments.

Key Terms

	Class A	Class B	Class C	Class D*
Open to	All investors	Vimco Clients	Atlantic Clients	Founder Clients
Minimum Investment	\$10,000	\$250,000	\$250,000	\$250,000
Additional Investment	\$1,000	\$100,000	\$100,000	\$100,000
Management Fee	1.50%	1.50%	1.50%	1.00%
Performance Fee	20%	20%	20%	15%
Valuation	← Weekly each Friday →			

Note: *Class D is currently open for "Founder" investors. The above does not constitute an offer to sell or solicitation. Any such offer may only be made pursuant to the Prospectus for the Fund, which will only be provided to existing and qualified prospective investors, and should be carefully reviewed prior to investing for more detailed information about the risks, fees, expenses, liquidity restrictions, and other terms of investing in the Fund.

Sample Top Positions

Company	Country	Cambrian Global	Cambrian Fund	Market Cap	EBITDA/ Interest	Valuation		12-18 Month Target
						P/E	EV/EBIT	
A - IT Services	France	13%	-	\$10.0	Cash>Debt	9.1x	8.0x	60%
B - Chemicals	U.S.	10%	19%	\$3.6	7.1x	11.3x	11.2x	37%
C - Containers & Packaging	U.S.	8%	15%	\$11.5	9.6x	8.2x	9.1x	38%
D - Auto Components	Japan	7%	-	\$10.9	Cash>Debt	16.9x	9.2x	31%
E - Apparel & Luxury Goods	U.S.	6%	13%	\$7.6	Cash>Debt	15.0x	9.1x	42%
F - Trading Co. & Distr.	U.S.	6%	13%	\$3.2	6.6x	10.7x	8.6x	58%
G - Personal Products	U.S.	5%	12%	\$1.9	6.1x	10.2x	9.7x	50%
H - Chemicals	Germany	5%	-	\$15.2	27.7x	12.6x	12.2x	39%
I - Auto Components	Japan	5%	-	\$3.5	13.5x	7.3x	5.8x	99%
J - Auto Components	U.S.	5%	10%	\$9.5	20.7x	8.2x	6.4x	40%
Other Longs		29%	17%	\$7.8		10.8x	9.0x	
Total Exposure		99%	99%					

Note: Figures as of December 31, 2020.

GIC Level 2 is used in place of stock name. Positions shown represent the top by capital size in Atlantic's Global Fund. Market cap in billions (\$USD), and sourced from Reuters. Valuations for US and European portfolio companies, except for company E, are based on Atlantic's 2022 estimates. Japanese portfolio company valuations, as well as company E, are based on Atlantic's FY2023 (ends March) estimates. Target upside is based on Atlantic's estimates of earnings and valuation multiples. Enterprise Value (EV) is market cap plus net debt, in billions (\$USD). Weighted averages are based on the top positions' capital size in Atlantic's Global Fund. Totals may not add due to rounding.

Contacts



Administrator:
VP Fund Solutions (Luxembourg) S.A.

2, Rue Edward Steichen
L-2540 Luxembourg
FundClients-Lux@vpbank.com
(include "Vimco Atlantic Value Funds" as subject)

Investment Manager:
VIMCO Luxembourg S.A.

5 Om Knupp
L-9991 Weiswampach, Luxembourg
Phone: +352 26 25 99 05
info@vimcoatlanticfunds.com
<https://www.vimcoatlanticfunds.com/new/>

Sub-Investment Manager:
Atlantic Investment Management

1301 Avenue of the Americas, 38th Floor
New York, New York 10019
Phone: +1 (212) 484 5050
info@atlanticinvestment.net
www.atlanticinvestment.net

Disclaimers

This presentation is an informational document and does not constitute an offer to sell or a solicitation to purchase any security in any entity organized, controlled or managed by Atlantic Investment Management, Inc. ("Atlantic") or in any vehicle or account managed by Atlantic that are described herein, which include the VIMCO Atlantic Value Funds (collectively, the "Fund" or "Funds"). Any offer or solicitation may only be made pursuant to the offering memorandum or Prospectus for the relevant Fund, which will only be provided to existing and qualified prospective investors, and should be carefully reviewed by any such offerees prior to investing for more detailed information about the risks, fees, expenses, liquidity restrictions, and other terms of investing in each Fund.

This presentation provides a high-level overview of Atlantic and the VIMCO Atlantic Value Funds. An investment in a Fund is speculative and entails substantial risks, including the fact that such an investment may be illiquid and may be subject to significant restrictions on transferability. No market is expected to develop for interests in any Fund. Investment opportunities discussed or referenced in this presentation may not be suitable for all investors, and prospective investors must make an independent assessment of the appropriateness of any transaction in light of their own objectives and circumstances, including the possible risk and benefits of entering into such a transaction.

Any information contained in this presentation is not a recommendation to invest in any particular investment, and neither VIMCO nor Atlantic is hereby undertaking to provide any investment advice (impartial or otherwise) to any person, or to give advice to any person in a fiduciary capacity in connection with any investment. VIMCO, Atlantic and their affiliates have a financial interest in any investment made in any Fund on account of the fees and other compensation they expect to receive from each Fund.

Information about specific past investments made by Atlantic is included for illustrative purposes only, in order to assist prospective investors in better understanding the investment strategies and processes used by Atlantic, and is not intended to be indicative of actual future investments that will be achieved by the Funds. The securities discussed herein may not represent a Fund's entire portfolio. A list of past securities held by the Funds can be provided upon request. There is no assurance that similar investment opportunities will be available in the future.

Additional disclosures are included throughout this presentation and should be carefully reviewed.